



POLIDOME 30



**Elevated Dome.
Projection Seats
10 People**

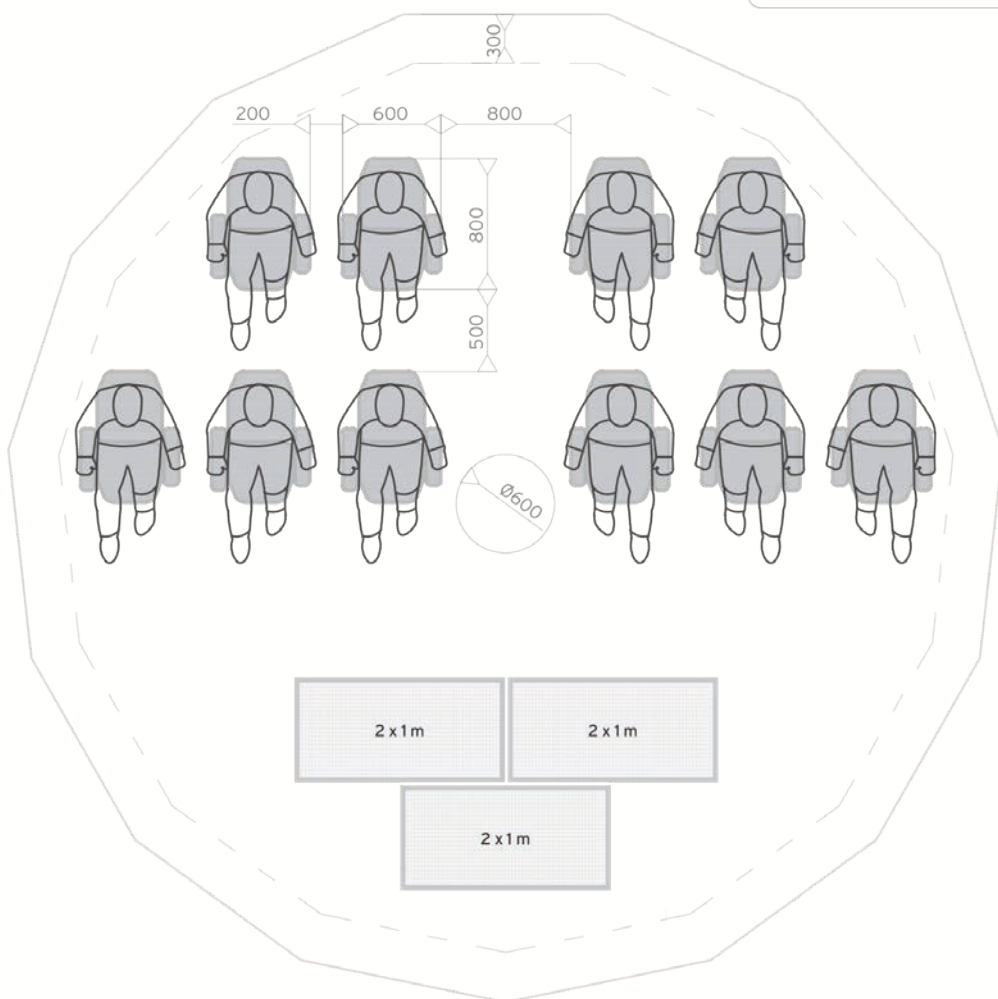
P 30



For 10 people
Elevated

D1

surface area		30 m ²
height (projection)		4,8 m
height (event)		3,8 m
diameter		6,2 m
.....		
volume		70 m ³
surface plating		64 m ²
persons standing		18 p.
projection seats		10 p.
event seats (rows)		18 p.
event seats (table)		16 p.





EVENT POLIDOME 30



**Event Dome.
People Standing
18 People**

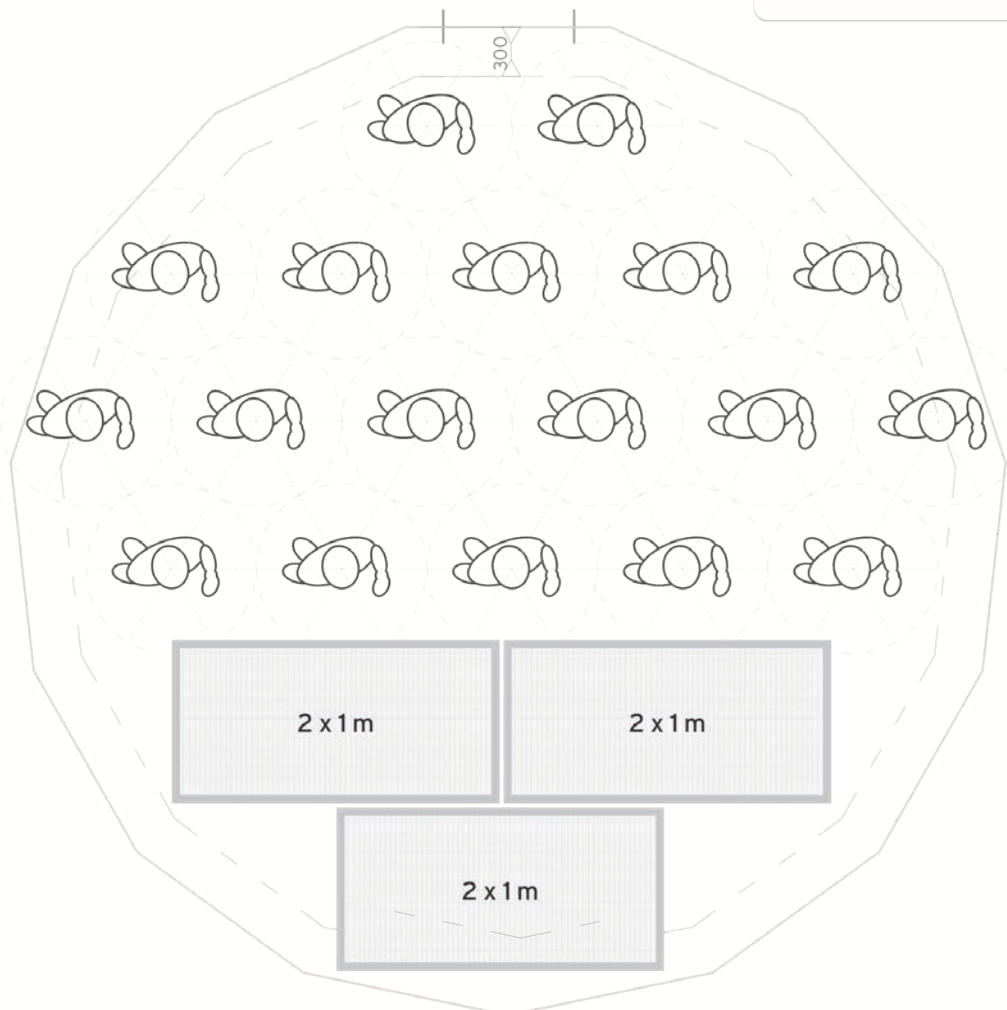
P 30



For 18 people
Event dome

surface area		30 m ²
height (projection)		4,8 m
height (event)		3,8 m
diameter		6,2 m
.....		
volume		70 m ³
surface plating		64 m ²
persons standing		18 p.
projection seats		10 p.
event seats (rows)		18 p.
event seats (table)		16 p.

D1





EVENT POLIDOME 30

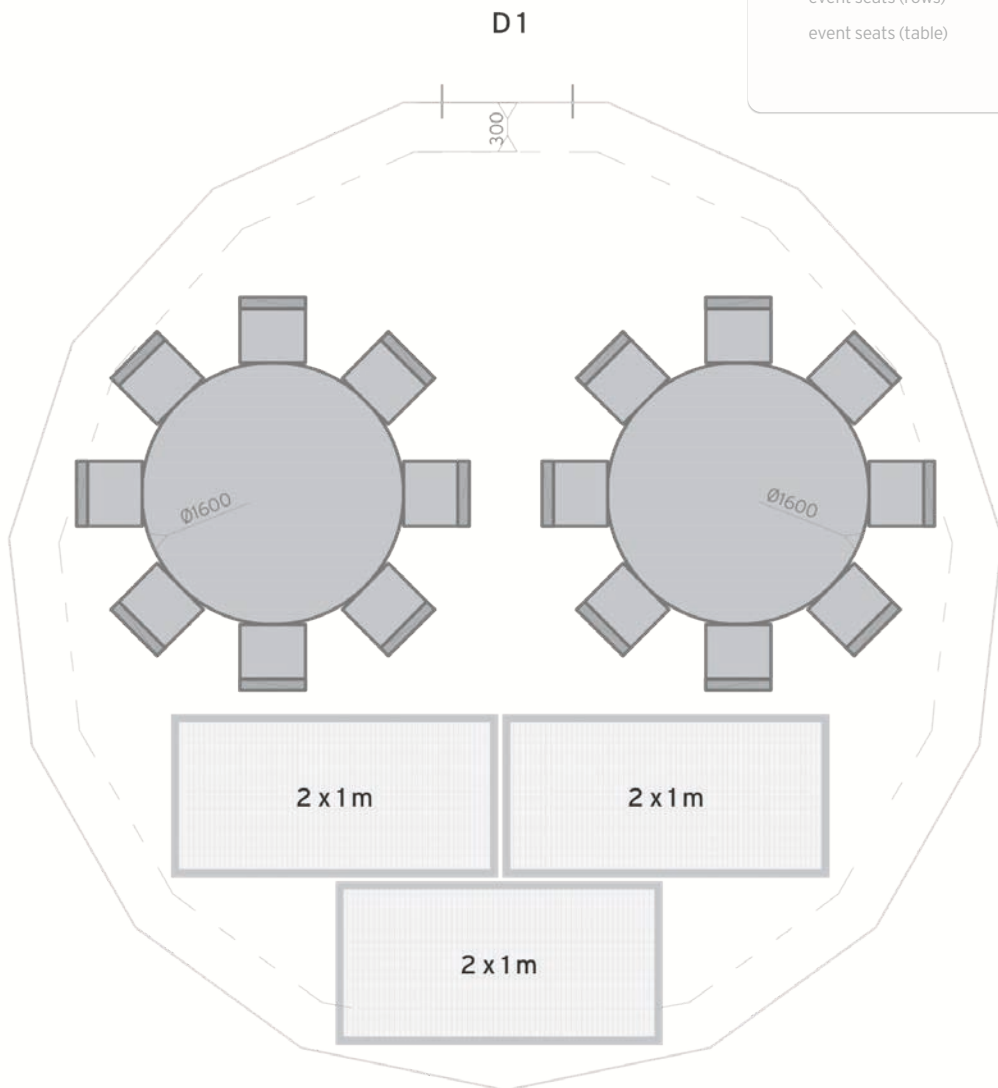


Event Dome.
People seating round table
16 People
P 30



For 16 people
Event dome

surface area		30 m ²
height (projection)		4,8 m
height (event)		3,8 m
diameter		6,2 m
.....		
volume		70 m ³
surface plating		64 m ²
persons standing		18 p.
projection seats		10 p.
event seats (rows)		18 p.
event seats (table)		16 p.





EVENT POLIDOME 30



Event Dome.
People seating in rows
18 People

P 30



For 18 people
Event dome

surface area		30 m ²
height (projection)		4,8 m
height (event)		3,8 m
diameter		6,2 m
.....		
volume		70 m ³
surface plating		64 m ²
persons standing		18 p.
projection seats		10 p.
event seats (rows)		18 p.
event seats (table)		16 p.

D1

